

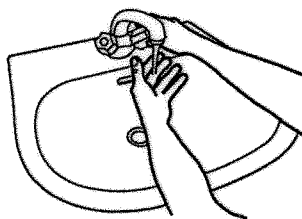
# How to Handwash?

WASH HANDS WHEN VISIBLY SOILED! OTHERWISE, USE HANDRUB

 Duration of the handwash (steps 2-7): 15-20 seconds


 Duration of the entire procedure: 40-60 seconds

0



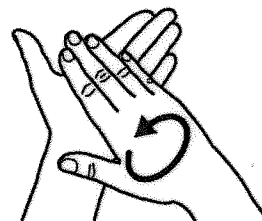
Wet hands with water;

1



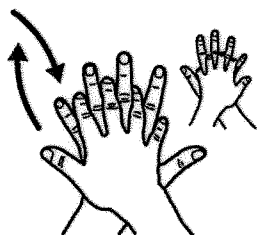
Apply enough soap to cover all hand surfaces;

2



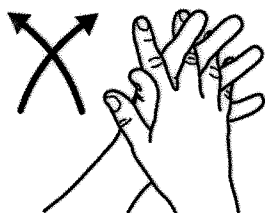
Rub hands palm to palm;

3




Right palm over left dorsum with interlaced fingers and vice versa;

4



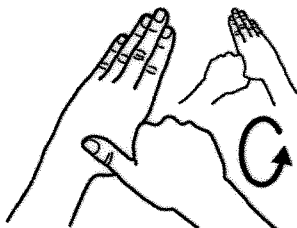
Palm to palm with fingers interlaced;

5



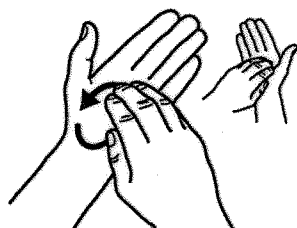
Backs of fingers to opposing palms with fingers interlocked;

6



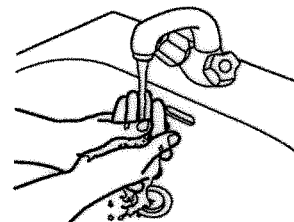
Rotational rubbing of left thumb clasped in right palm and vice versa;

7



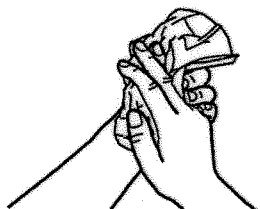
Rotational rubbing, backwards and forwards with clasped fingers of right hand in left palm and vice versa;

8



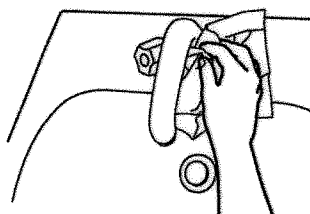
Rinse hands with water;

9



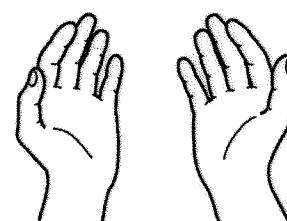
Dry hands thoroughly with a single use towel;

10



Use towel to turn off faucet;

11



Your hands are now safe.



World Health Organization

Patient Safety

A World Alliance for Safer Health Care

SAVE LIVES  
Clean Your Hands